






Cincinnati Association for the
Blind & Visually Impaired

***2010 Annual Report
Financial Summary***



Celebrating 100 years of service

STATEMENT OF FINANCIAL POSITION

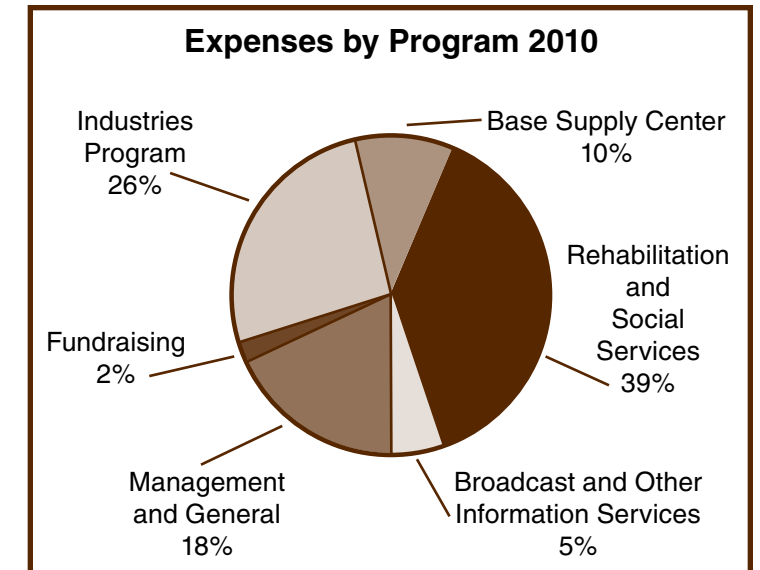
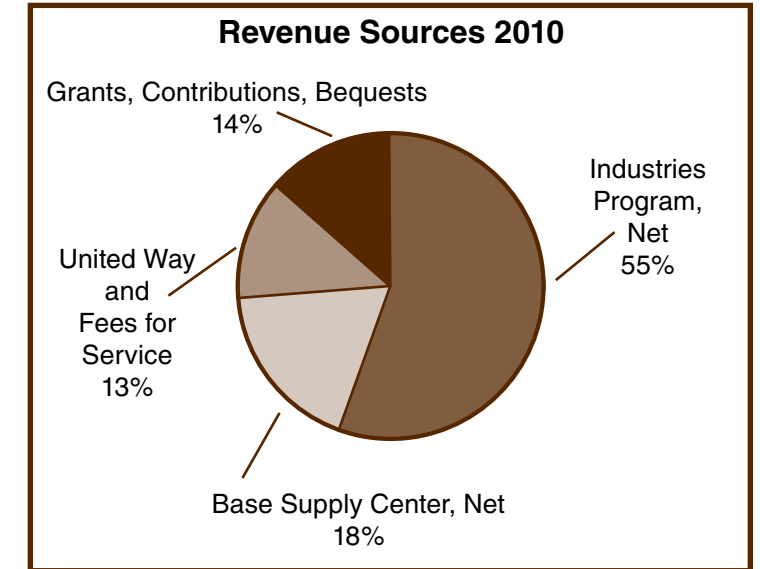
As of December 31, 2010 (UNAUDITED) with Summarized Comparative Totals for 2009 (AUDITED)

	2010	2009
Assets		
Cash and cash equivalents	\$ 525,627	\$ 17,778
Accounts receivable, net	500,252	592,651
Bequests and pledges receivable	23,700	154,000
United Way receivable	287,455	301,000
Investments	11,562,084	11,531,447
Inventory	2,368,975	2,132,286
Prepaid expenses	75,707	68,349
Property and equipment, net	2,741,471	2,835,707
Beneficial interest in perpetual trusts	1,734,693	1,662,771
	<u>\$ 19,819,964</u>	<u>\$ 19,295,989</u>
	<u>\$ 19,819,964</u>	<u>\$ 19,295,989</u>
Liabilities and Net Assets		
Liabilities		
Accounts payable	\$ 702,345	\$ 502,823
Accrued vacation	193,745	178,682
Accrued pension obligation	-	1,501,802
Other accrued expenses	246,122	213,278
Funds held for others	1,740	264
Annuities payable	-	965
	<u>1,143,952</u>	<u>2,397,814</u>
	<u>1,143,952</u>	<u>2,397,814</u>
Net Assets		
Unrestricted	14,862,564	13,113,772
Temporarily restricted	433,415	486,292
Permanently restricted	3,380,033	3,298,111
	<u>18,676,012</u>	<u>16,898,175</u>
	<u>18,676,012</u>	<u>16,898,175</u>
Total liabilities and net assets	<u>\$ 19,819,964</u>	<u>\$ 19,295,989</u>
	<u>\$ 19,819,964</u>	<u>\$ 19,295,989</u>

CONDENSED STATEMENT OF ACTIVITIES

For the Year Ended December 31, 2010 (UNAUDITED)

Revenue and Support Industries Program:			
	Sales	\$13,541,985	
	Cost of Goods Sold	(\$10,065,015)	
	Gross Margin		\$3,476,970
Base supply center:			
	Sales	\$5,875,925	
	Cost of Goods Sold	(\$4,742,778)	
	Gross Margin		\$1,133,147
United Way and fees for service			\$789,468
Grants, contributions and bequests			\$875,300
Miscellaneous income			\$5,668
Total revenue and support			<u>\$6,280,553</u>
			<u>\$6,280,553</u>
Expenses			
Industries program			\$1,568,467
Base supply center			\$623,701
Rehabilitation and social services			\$2,376,693
Broadcast and other information services			\$297,797
Management and general			\$1,118,083
Fundraising			\$124,126
Total expenses			<u>\$6,108,867</u>
			<u>\$6,108,867</u>
Revenue and support less expenses			\$171,686
Net return on investments and change in value of perpetual trusts			<u>\$1,606,151</u>
			<u>\$1,606,151</u>
Change in net assets			\$1,777,837
Net assets, beginning of year			<u>\$16,898,175</u>
			<u>\$16,898,175</u>
Net assets, end of year			<u>\$18,676,012</u>
			<u>\$18,676,012</u>



This condensed report was prepared by the Cincinnati Association for the Blind and Visually Impaired from unaudited information. Complete audited financial statements, including related notes to the financial statements and the report of the independent auditors, will be available by request from CABVI.

STATISTICS FOR 2010

PROGRAM SERVICES

In 2010, CABVI assisted 4,307 people through Program Services.

Access Technology Service (computer skills, access technology, job site modifications, consultations, group, benchwork, other)277

Early Childhood and Youth Services (home-based services, consultations, music activities, other)343

Low Vision Services (provision of magnifiers and other aids to utilize remaining vision, consultations, group, other) 1,464

Music Program67

Orientation and Mobility (techniques for independent travel, consultations, other)200

Vision Rehabilitation Therapy Service (techniques for communications, personal and home management, consultations, group services, other)237

Social Services (initial assessments, information and referral, counseling support groups, consultations, other)3,078

Talking Book Program (provision of machines to listen to recorded books and magazines)
New persons in program204
Total persons in program..... 1,901

GE Senior Volunteers reconditioning program for Talking Book Machines
Total volunteer hours 1,566

RADIO READING SERVICES

Broadcast (listening to newspapers by radio)
Total Listenership (per State of Ohio) 7,043
Total radios placed 1,992
New radios placed..... 171

One on One Service (personal readers and assistants)
Total users..... 137
New matches of volunteers and users42

Personalized Talking Print Service (dial-up information service)
Total listeners257
New listeners..... 13

Senior Facilities (individual or group readers in facilities)
Total participants 124

BASE SUPPLY CENTER

Total Customer transactions..... 19,719
Total Sales of AbilityOne Products..... \$1,136,855
Total Sales*\$5,875,925

INDUSTRIES PROGRAM

Total hours of employment for individuals who are blind or visually impaired..... 65,418
Total number of legally blind persons employed51
Sales* \$13,541,985

COMMUNITY PROGRAMS

Talks, tours, displays, in-service programs 102
United Way talks 11

Volunteer Services

Volunteer hours equal the work of more than 18 full-time employees. Volunteers include One on One readers, board members, staff drivers, office assistants, broadcast readers, Personalized Talking Print readers and senior facility readers.
Total number of volunteers545
Total volunteer hours 38,100

* These figures are based on unaudited information.